

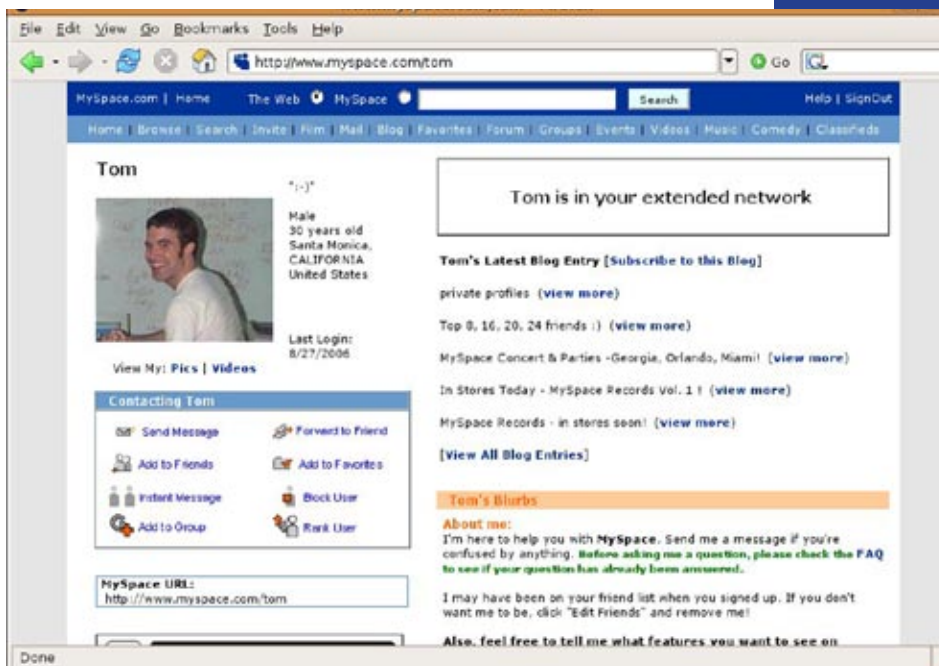
What can you do to minimize the chances of an online exploiter victimizing your child?

- Communicate, and talk to your child about sexual victimization online danger.
- Spend time with your children online. Have them teach you about their favorite online destinations.
- Keep the computer in a common room in the house. It is much more difficult for a computer-sex offender to communicate with a child when the computer screen is visible to a parent or another members of the household. Never allow children to have computers in their room.
- Use parental controls provided by your service provider.
- Patrol the electronic chats. While chat rooms can be a great place for children to discuss various topics of interest, computer-sex offenders also prowl them.
- Always maintain access to your child's online account and randomly check his or her e-mail. Be aware that your child could be contacted through the mail.
- Do not allow webcams, do not allow children to post photographs of themselves or family anywhere without a parent's permission
- Teach your child the responsible use of the resources online.
- Find out what computer safeguards are utilized by your child's school, the public library, and at the homes of your child's friends.
- Understand that even if your child was a willing participant in any form of sexual exploitation that he/she is not at fault and is the victim.

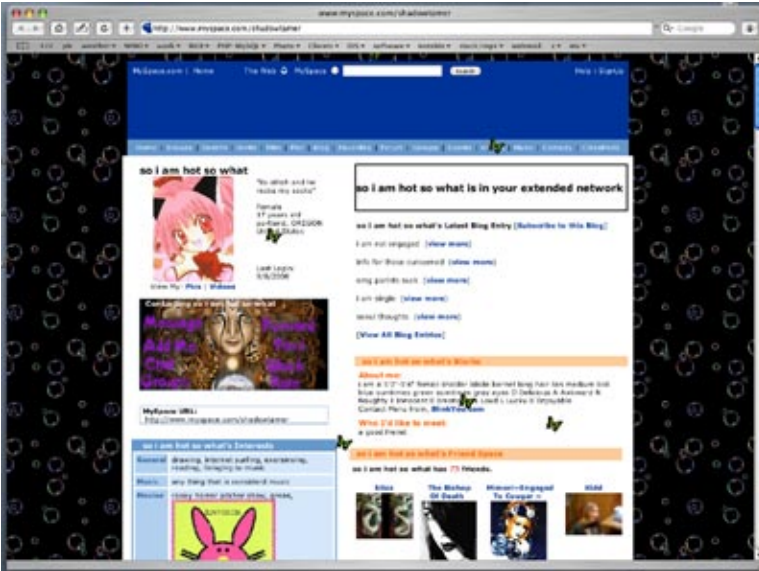
Set up user accounts for children with a known password, don't allow them to have administrator privileges on personal computers. Make sure that the parents have their own account with a secure password (at least 8 characters, random letters upper case and lower case, numbers, special symbols). Don't leave the administrator account logged on all the time.

What are signs that your child might be at risk online?

- You find pornography on your child's computer.
- Your child receives phone calls from adults you don't know or is making calls, sometimes long distance, to numbers you don't recognize.
- Your child receives mail, gifts, or packages from someone you don't know.
- Your child turns the computer monitor off or quickly changes the screen on the monitor when you come into the room.
- Your child becomes withdrawn from the family.
- Your child is using an online account belonging to someone else.



A MySpace profile page.



A MySpace Profile Page
MySpace is one of many “social networking websites” that allow users to post and browse personal profiles, journal entries, photos, videos, and music. Users are not required to prove their identity to open a MySpace profile.

Cell Phones

Cell phones are basically mini computers now, don't allow unlimited web surfing, text messaging, or photography on kids cell phones. Many cell providers now have different Instant Messaging (IM) client installed on the phones. This must be monitored as well as home computers. Best advice, if they must have a cell phone, keep it primitive with no internet connectivity and no camera.

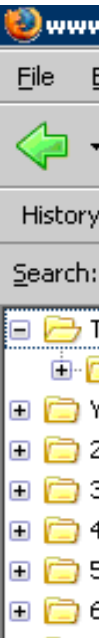
Some programs, such as Data Pilot, will allow the user to pull information from a cell phone, such as SMS messages, photos, call histories, address books. Some cell phone manufacturers also provide software for connecting to cell phones via computer and pulling information off.

Other things to be concerned about online

File sharing can lead to civil or criminal penalties. The Recording Industry Association of America (RIAA), the Motion Picture Association of America (MPAA), the Entertainment Software Association (ESA – representing computer game companies), and the Business Software Association (BSA) all have close ties with law enforcement and diligently work to combat piracy of their intellectual property. RIAA has filed over 10,000 civil lawsuits against people for file sharing, the majority of them were against parents who did not control their child's internet usage.

Identity theft. By simply posting the fact that a certain day is their birthday and their age that day, a child can give away information that could lead to the theft of their identity. Furthermore, that information is often archived by other websites and may remain on the internet for years.

Posting something that may come back and hurt their chances at a job or college entrance. College recruiters actively look at the social networking sites in order to get a better idea of how the child may fit at their college. There have been many instances where a child has been denied entrance to a good school because of what was posted on a social networking site (such as myspace or facebook) Furthermore, employers are also researching these sites when looking at job applicants. Bottom line: Do you want something you said or did online to come back and haunt you when you are trying to make a better future.





How to Check Your Browser's History File

Internet Explorer

To view the history

There is a history button on the top, or you can click on "View" then "Explorer Bar" then "History". Or just press the control key and h key together.

To adjust the number of days kept in the history

Click on "View" then "Internet Options" then use the up or down arrow in the history section to adjust the number of days.

Firefox

To view the history

Click on "GO" on the top menu bar, then scroll down to "History" and open it.

To adjust the number of days kept in the history

Go to "Tools", scroll down to "Options" and click it. When the window opens, click on the "History" tab and you will have a box to enter number of days you want history kept.

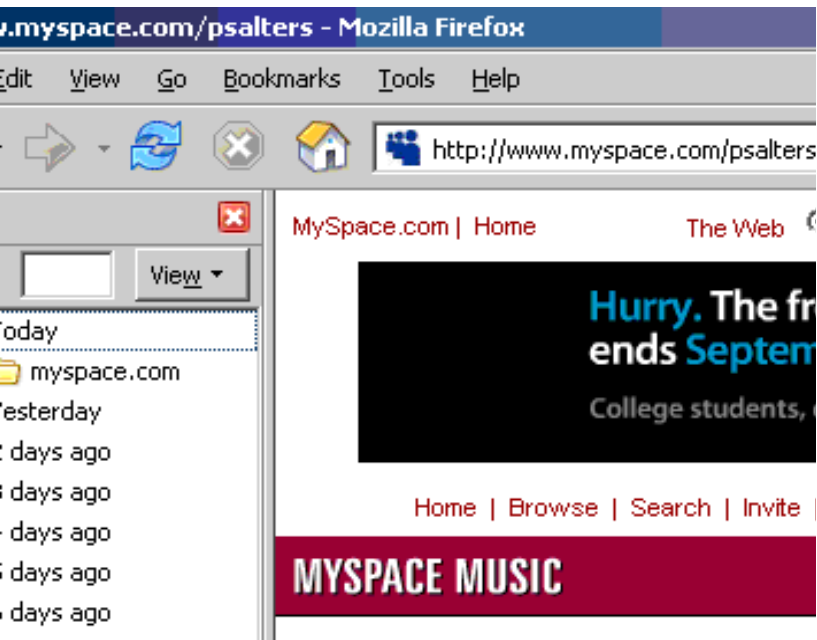
Netscape

To view the history

Click on "Communicator" then "History" (on some versions, it is Communicator >Tools>History) or press the control and h key together

To adjust the number of days kept in the history

Use the above procedure then in the history window, click "Edit" then "Preferences" and enter the how many days you want kept.



Instruct your children...

- never to arrange a face-to-face meeting with someone they meet online.
- never to upload (post) pictures of themselves onto the Internet or online service to people they do not personally know.
- not to give out identifying information such as their name, home address, school name, or telephone number.
- not to download pictures from an unknown source, as there is a good chance there could be sexually explicit images.
- never to respond to messages or bulletin board postings that are suggestive, obscene, belligerent, or harassing.
- that whatever they are told online may or may not be true.

*The History File using Firefox
Every internet browser contains a history file that records all recently visited web sites.*

Instant Messenger Acronyms

- AFAIK As far as I know
- AFK Away from computer keyboard
- AIM AOL Instant Messenger
- AM Away Message
- ASAP As soon as possible
- A/S/L Age/Sex/Location
- ATM At the moment
- B Back
- BBL Be back later
- BBS Be back soon
- BC Because
- BCNU Be Seein' You
- BFN Bye for now
- BG Big grin
- BI Buddy Icon
- BL Buddy List
- BMG Be my guest
- BRB Be right back
- BTA But then again
- BTW By the way
- CFN Ciao for now
- CID Consider it done
- CUL or CUL8R See you later
- DQMOT Don't quote me on this



Web Resources

Acronyms and Abbreviations Used In IM (Instant Messaging)
<http://familyinternet.about.com/od/sharingonline/a/acronyms.ht>

Internet Safety 101
<http://familyinternet.about.com/cs/internetsafety1/a/safety01.htm>

Monitoring Software
https://www.spectorsoft.com/products/SpectorPro_Windows/index.htm

We-Blocker (Free Internet Filtering software)
http://weblocker.fameleads.com/get_weblocker.as

Cyber Patrol (\$40 Internet Filtering software)
<http://www.cyberpatrol.com/Default.aspx?id=126&mnuid=2.3>

MySpace
<http://familyinternet.about.com/od/chattingsafety/a/myspace.htm>
<http://www1.myspace.com/misc/tipsForParents.html>
<http://www1.myspace.com/misc/safetyTips.html>

FBI's Parent's Guide to Internet Safety
<http://www.fbi.gov/publications/pguide/pguidee.htm>

- EOM End of message
- FAQ Frequently asked questions
- FWIW For what it's worth
- FYI For your information
- GL Good luck
- GMTA Great minds think alike
- GRA Go right ahead
- GW Good work
- HT Hi there
- HTH Hope this helps
- IAC In any case
- IAE In any event
- IDK I don't know
- IK I know
- IM Instant message
- IMHO In my humble opinion
- IMO In my opinion
- IMS I am sorry
- IOW In other words
- JIC Just in case
- JK Just kidding
- JTLYK Just to let you know
- K Okay
- KIS Keep it simple
- L8R Later
- LOL Laughing out loud
- NBD No big deal
- NP No problem
- NRN No response necessary
- OH Off hand
- OIC Oh I see
- OTOH On the other hand
- OTP On the phone
- PLS or PLZ Please
- POC Point of contact
- POS Parent Over Shoulder
- POV Point of view
- ROTFL Rolling on the floor laughing
- RSN Real soon now
- RUOK? Are you okay?
- SN Screen Name
- SYS See you soon
- TAFN That's all for now
- TBA To be announced
- TBH To be honest
- THX Thanks
- TIA Thanks in advance
- TTFN Ta ta for now
- TTYL Talk to you later
- TY Thank you
- UN User Name
- WB Welcome back
- WE Whatever
- WFM Works for me
- WTG Way to go
- WU? What's up?
- YT? You there?
- YW You are welcome

Instant Messenger facilitates realtime typed conversations through an internet connection.